

PORT AUTHORITY

Port Authority® Tall Long Sleeve Easy Care Shirt.
TLS608



This comfortable wash-and-wear shirt is indispensable for the workday. Wrinkle resistance makes this shirt a cut above the competition so you and your staff can be, too.

- 4.5-ounce, 55/45 cotton/poly
- Button-down collar
- Dyed-to-match buttons
- Left chest pocket
- Back box pleat
- Rounded adjustable cuffs
- White, Athletic Gold, Texas Orange, Red, Burgundy, Coffee Bean, Light Blue, Navy, Classic Navy, Steel Grey, Purple and Black have a Light Stone contrast neckband.
- Light Stone and Royal have a Classic Navy contrast neckband.
- Dark Green has a Navy contrast neckband.

*Contrast color in collar only

CARE INSTRUCTIONS

Machine wash warm with like colors. Only non chlorine bleach when needed. Tumble dry low. Warm iron if necessary.

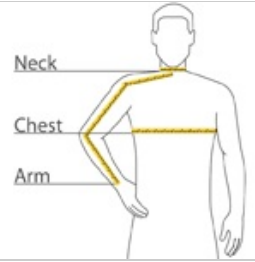


front



back

HOW TO MEASURE



CHEST WIDTH
Measure under the arm and around the fullest part of the chest with arms down, keeping tape horizontal.

NECK
Measure around the fullest part of the neck at the base.


ARM
Place hand on hip. Start at the center of the back of the neck and measure across the shoulder, to the elbow, and then down to the wrist.


SIZE CHART


	LT	XLT	2XLT	3XLT	4XLT
Chest	41-43	44-46	47-49	50-53	54-57
Neck	17 1/2	18 1/2	19 1/4	20	20 3/4
Arm	36 1/2	38	39	40	41


COLOR INFORMATION



Black/ Light Stone
PMS BLACK C



Burgundy/ Light Stone
PMS 7428C


Clover Green
PMS 7763C


Dark Green/ Navy
PMS 5467C



Light Blue/ Light Stone
PMS 7451C


Mediterranean Blue
PMS 2118C


Navy/ Light Stone
PMS 533C



Purple/ Light Stone
PMS 7679C


Red/ Light Stone
PMS 187C



Royal/ Classic Navy
PMS 7687C


Steel Grey/ Light Stone
PMS 7540C


Stone
PMS NO MATCH


Strong Blue
PMS 2133C


Teal Green
PMS 7715C


Texas Orange/
Light Stone
PMS 7584C


Ultramarine Blue
PMS 7455C


White/ Light Stone
PMS 9202C