

Port Authority® Ladies Core Soft Shell Jacket. L317



A reliable soft shell at a real value. This go-to basic sheds wind and rain and is a perfect choice for corporate or team uniforming.

- 100% polyester woven shell bonded to a water-resistant film insert and a 100% polyester microfleece lining
- 92/8 poly/spandex woven shell bonded to a water-resistant film insert and a 100% polyester microfleece lining (Heathers)
- 1000MM fabric waterproof rating
- 1000G/M2 fabric breathability rating
- Zip-through cadet collar with chin guard
- Reverse coil zippers
- Front zippered pockets
- Open cuffs and hem

CARE INSTRUCTIONS

Machine wash cold with like colors. Only non-chlorine bleach when needed. Tumble dry medium. Cool iron if necessary.



front



back

[Tips For Effectively Screen Printing Polyester Fabrics](#)

HOW TO MEASURE













BUST

Measure under the arm and around the fullest part of the bust with arms down, keeping tape horizontal.

SIZE CHART

	XS	S	M	L	XL	XXL	3XL	4XL
Size	2	4/6	8/10	12/14	16/18	20/22	24/26	28/30
Bust	32-34	35-36	37-38	39-41	42-44	45-47	48-51	52-55

COLOR INFORMATION

									
Battleship Grey PMS 7540 C	Black PMS NTR BLACK C	Black Charcoal Heather PMS 426C	Deep Smoke PMS 425C	Dress Blue Navy PMS 533C	Navy Heather PMS 533C	Pearl Grey Heather PMS NO MATCH	Rich Red PMS 207C	True Royal PMS 7687C	Very Berry PMS 222C