



Heavy Blend™ Full-Zip Hooded Sweatshirt. 18600



- 8-ounce, US 50/50 cotton/poly
- Double-needle stitching at waistband and cuffs
- Unlined hood with dyed-to-match draw cord
- YKK metal zipper
- 1x1 rib knit cuffs and waistband with spandex
- Front pouch pockets
- Safety Green is compliant with ANSI/ISEA 107 high-visibility standards

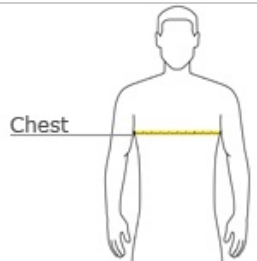


front



back

HOW TO MEASURE
















CHEST WIDTH
Measure under the arm and around the fullest part of the chest with arms down, keeping tape horizontal.

SIZE CHART

	S	M	L	XL	2XL	3XL	4XL	5XL
Chest	34-36	38-40	42-44	46-48	50-52	54-56	58-60	62-64

COLOR INFORMATION

 Ash	 Black PMS 426C	 Cardinal PMS 1955C	 Carolina Blue PMS 659C	 Dark Chocolate PMS 412C	 Dark Heather Grey PMS 446C	 Forest Green PMS 5535C	 Graphite Heather PMS 424C	 Irish Green PMS 2252C	 Maroon PMS 7644C	 Navy PMS 533C
 Purple PMS 2112C	 Red PMS 199C	 Royal PMS 7686C	 S. Orange PMS ORANGE 021C	 Safety Green PMS 382C	 Sport Grey PMS COOL GREY 7C	 White				

*Not all sizes are available in every color.