



Crewneck Sweatshirt. 4662M



- 9.5-ounce, 50/50 cotton/poly NuBlend® pill-resistant fleece
- Coverseamed neck, armholes and waistband
- High-stitch density for smooth-printing canvas
- 1x1 rib knit collar, cuffs and waistband with spandex
- Ash (formerly Birch)

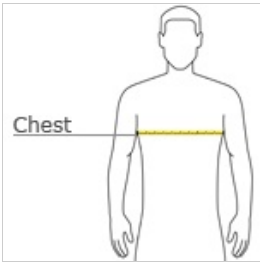


front



back

HOW TO MEASURE












CHEST WIDTH
Measure under the arm and around the fullest part of the chest with arms down, keeping tape horizontal.

SIZE CHART

	S	M	L	XL	2XL	3XL
Chest	34-36	38-40	42-44	46-48	50-52	54-56

COLOR INFORMATION

									
Ash PMS 427C	Black PMS BLACK C	Black Heather	Forest Green PMS 567C	Maroon PMS 504C	Navy PMS 533C	Oxford PMS 423C	Royal PMS 7686C	Safety Green PMS 379C	True Red PMS 187C

*Not all sizes are available in every color.