



# Hanes® Essential-T 100% Cotton Long Sleeve T-Shirt 5286



- 5-ounce, 100% cotton
- 99/1 cotton/poly (Ash)
- Tear-away label
- Set-in 1x1 rib crew neck
- Self-fabric neck tape for comfort
- Quarter-turned body
- Classic fit

### CARE INSTRUCTIONS

Turn Inside Out. Machine Wash Cold. Dark Colors Separately.  
Only Non-Chlorine Bleach When Needed. Tumble Dry Low.  
Cool Iron If Needed Exclusive Of Decoration



front



back

### HOW TO MEASURE










**CHEST WIDTH**  
Measure under the arm and around the fullest part of the chest  
with arms down n, keeping tape horizontal.

### SIZE CHART

	S	M	L	XL	2XL	3XL
Chest	34-36	38-40	42-44	46-48	50-52	54-56

### COLOR INFORMATION

						
Ash PMS COOL GRAY 7C	Athletic Red PMS 186C	Black PMS BLACK 6C	Charcoal Heather PMS NO MATCH	Deep Royal PMS 6621C	Navy	White PMS NO MATCH

\*Not all sizes are available in every color.