

PORT AUTHORITY

Port Authority® Core Soft Shell Jacket. J317



A reliable soft shell at a real value. This go-to basic sheds wind and rain and is a perfect choice for corporate or team uniforming.

- 100% polyester w oven shell bonded to a w ater-resistant film insert and a 100% polyester microfleece lining
- 92/8 poly/spandex w oven shell bonded to a w ater-resistant film insert and a 100% polyester microfleece lining (Heathers)
- 1000MM fabric w aterproof rating
- 1000G/M2 fabric breathability rating
- Wind-resistant, w ater-repellent and rental-friendly
- Zip-through cadet collar w ith chin guard
- Reverse coil zippers
- Front zippered pockets
- Open cuffs and hem

CARE INSTRUCTIONS

Machine w ash cold w ith like colors. Only non-chlorine bleach w hen needed. Tumble dry medium. Cool iron if necessary.



front



back

HOW TO MEASURE














CHEST WIDTH
Measure under the arm and around the fullest part of the chest w ith arms dow n, keeping tape horizontal.

SIZE CHART

	XS	S	M	L	XL	2XL	3XL	4XL	5XL	6XL
Chest	32-34	35-37	38-40	41-43	44-46	47-49	50-53	54-57	58-60	61-63

COLOR INFORMATION

										
Battleship Grey PMS 7540 C	Black PMS BLACK C	Black Charcoal Heather PMS 426C	Deep Smoke PMS 425C	Dress Blue Navy PMS 533C	Forest Green PMS 553C	Maroon PMS 504C	Navy Heather PMS 533C	Pearl Grey Heather PMS NO MATCH	Rich Red PMS 207C	True Royal PMS 7687C