

Port Authority® Silk Touch™ Long Sleeve Polo.  
K500LS



A favorite for years, our Silk Touch™ polo is soft, supple and easy to care for. The silky smooth pique knit resists wrinkles while the classic long sleeve style looks great on everyone.

- 5-ounce, 65/35 poly/cotton pique
- Flat knit collar and cuffs
- Double-needle armhole seams and hem
- 3-button placket
- Metal buttons with dyed-to-match plastic rims
- Side vents

CARE INSTRUCTIONS

Machine Wash Cold With Like Colors. Do Not Bleach. Tumble Dry Low. Cool Iron, If Necessary.

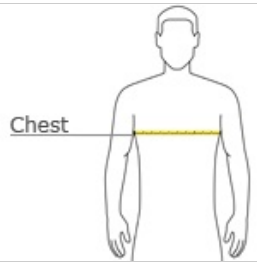


front



back

HOW TO MEASURE




CHEST WIDTH  
Measure under the arm and around the fullest part of the chest with arms down, keeping tape horizontal.

SIZE CHART


	XS	S	M	L	XL	2XL	3XL	4XL	5XL	6XL
Chest	32-34	35-37	38-40	41-43	44-46	47-49	50-53	54-57	58-60	61-63

COLOR INFORMATION


Please note: PMS code information is shown only when an exact match is available.




Black  
PMS BLACK C




Burgundy  
PMS 7428C




Cool Grey  
PMS 7539C




Dark Green  
PMS 5467C




Navy  
PMS 533C



Red  
PMS 187C



Royal  
PMS 3597C



White