

Port Authority® Silk Touch™ Performance Long Sleeve Polo. K540LS



We took our legendary Silk Touch Polo and made it work even harder. The durable, easy care Silk Touch Performance Long Sleeve Polo wicks moisture, resists snags and thanks to PosiCharge® technology, holds onto its color for a professional look that lasts. There's just no higher performing polo at this price.

- 4-ounce, 100% polyester double knit w ith PosiCharge technology; White is 4.3-ounce for increased coverage
- Self-fabric collar
- Tag-free label
- 3-button placket w ith dyed-to-match buttons
- Open hem sleeves

CARE INSTRUCTIONS

Machine w ash cold w ith like colors, do not bleach, do not use softener. Tumble dry low, remove promptly. Cool iron if needed. Do not dry clean.



front



back

HOW TO MEASURE




CHEST WIDTH  
Measure under the arm and around the fullest part of the chest w ith arms down n, keeping tape horizontal.

SIZE CHART


	XS	S	M	L	XL	2XL	3XL	4XL
Chest	32-34	35-37	38-40	41-43	44-46	47-49	50-53	54-57

COLOR INFORMATION


Please note: PMS code information is shown only when an exact match is available.




Black  
PMS BLACK C




Brilliant Blue  
PMS 7690C




Carolina Blue  
PMS 2142C




Navy  
PMS 533C




Red  
PMS 187C



Royal  
PMS 3597C



Steel Grey  
PMS 7540C



White