



A year-round essential, our best-selling t-shirt has been voted "most popular" by groups, teams, clubs and schools across America.

- 6.1-ounce, 100% soft spun cotton
- 98/2 cotton/poly (Ash)
- 90/10 cotton/poly (Athletic Heather)
- Shorter cut through the body and sleeves for a more feminine fit

CARE INSTRUCTIONS

Machine wash cold, inside out with like colors. Only non-chlorine bleach when needed. Tumble dry medium. Do not iron.

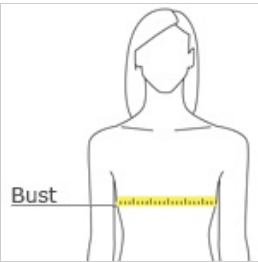


front



back

HOW TO MEASURE




BUST
Measure under the arm and around the fullest part of the bust with arms down, keeping tape horizontal.


SIZE CHART

	XS	S	M	L	XL	XXL	3XL	4XL
Size	2	4/6	8/10	12/14	16/18	20/22	24/26	28/30
Bust	32-34	35-36	37-38	39-41	42-44	45-47	48-51	52-55


COLOR INFORMATION




Aquatic Blue
PMS 2389C




Athletic Heather
PMS COOL GRAY 7C




Athletic Maroon
PMS 209C




Candy Pink
PMS 189C




Charcoal
PMS COOL GRAY 11C




Jet Black
PMS BLACK C




Kelly
PMS 340C




Lavender
PMS 2071C




Natural
PMS 9185C




Navy
PMS 2380C




Purple
PMS 7672C



Red
PMS 200C



Royal
PMS 2133C



White