



Structured Stretch Cotton Cap. NE1000



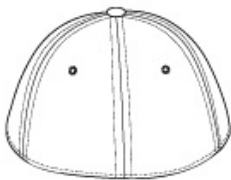
Finding a comfortable fit is easy w ith the New Era stretch fit in breathable cotton.

- Fabric: 97/3 cotton/spandex
- Structure: Structured
- Profile: Mid
- Closure: Stretch fit
- 39THIRTY FIT: Features a casual look w ith a stretch-to-fit styling, a contoured crow n and precurved visor. Structured for stability w ith a classic cap shape.

New Era products may not be resold without embellishment.



front



back

HOW TO MEASURE










HATS

Measure the circumference around the head, above the eyebrow and at the widest part of the head. Divide number by 3.14 for hat size.

SIZE CHART

	S/M	M/L	L/XL
Hat Size	7 1/8-7 3/8	7 3/8-7 5/8	7 5/8-7 7/8
Head Size	22 3/8-23 1/8	23 1/8-23 7/8	23 7/8-24 5/8

COLOR INFORMATION

								
Black PMS BLACK C	Camo PMS PATTERNED	Dark Green PMS 567C	Deep Navy PMS 7547C	Graphite PMS 7540C	Orange PMS 7597C	Royal PMS 2757C	Scarlet Red PMS 187C	White PMS WHITE