



# Stretch Mesh Contrast Stitch Cap. NE1120



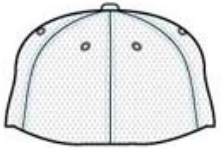
A stretch fit offers superior comfort while contrast stitching gives this breathable cap visual appeal.

- Fabric: 100% cotton in front two panels; 100% polyester Spacer Mesh in mid and back panels
- Structure: Structured
- Profile: Mid
- Closure: Stretch fit
- 39THIRTY FIT: Features a casual look with a stretch-to-fit styling, a contoured crown and precurved visor. Structured for stability with a classic cap shape.

*New Era products may not be resold without embellishment.*



front



back









## HOW TO MEASURE

**HATS**  
Measure the circumference around the head, above the eyebrow and at the widest part of the head. Divide number by 3.14 for hat size.

## SIZE CHART

|           | S/M           | M/L           | L/XL          |
|-----------|---------------|---------------|---------------|
| Hat Size  | 7 1/8-7 3/8   | 7 3/8-7 5/8   | 7 5/8-7 7/8   |
| Head Size | 22 3/8-23 1/8 | 23 1/8-23 7/8 | 23 7/8-24 5/8 |

## COLOR INFORMATION

|  |   |   |   |   |   |   |   |
|--|---|---|---|---|---|---|---|
|  |  |  |  |  |  |  |  |
| Black/ White<br>PMS BLACK C  | Deep Navy/ White<br>PMS 7547C   | Graphite/ Cyber Green<br>PMS 2298C  | Graphite/ Red<br>PMS 200C   | Graphite/ Vice Blue<br>PMS 2199C  | Grey/ Steel/ Graphite<br>PMS COOL GRAY 6C   | Royal/ White<br>PMS 2757C   | White/ Black  |