



- 4.3-ounce, 60/40 combed ring spun cotton/poly sueded jersey, 32 singles
- 1x1 rib knit neck
- Shoulder to shoulder taping
- Tear-away label
- Side seamed

Please note: This product is transitioning from satin labels to tear-away labels. Your order may contain a combination of both labels.

CARE INSTRUCTIONS

Machine wash cold. Only non-chlorine bleach when needed.  
Tumble dry low. Do not iron decoration.



front



back

HOW TO MEASURE













CHEST WIDTH  
Measure under the arm and around the fullest part of the chest with arms down, keeping tape horizontal.

SIZE CHART

	XS	S	M	L	XL	2XL	3XL
Chest	32-35	35-38	38-41	41-44	44-48	48-52	52-56

COLOR INFORMATION

Please note: PMS code information is shown only when an exact match is available.

									
Black PMS 412 C	Cool Blue PMS 4153C	Dark Heather Gray PMS 4195C	Heather Charcoal PMS 4140 C	Heather Metal PMS 446 C	Heavy Metal PMS 445 C	Light Gray PMS 4274 C	Midnight Navy PMS 2380C	Military Green PMS 4227 C	White PMS 663C