



Port & Company® Tall Long Sleeve Core Blend Tee. PC55LST



A reliable choice for comfort, softness and durability.

- 5.5-ounce, 50/50 cotton/poly
- Made with up to 5% recycled polyester from plastic bottles
- Removable tag for comfort and relabeling

Due to the nature of 50/50 cotton/polyester neon fabrics, special care must be taken throughout the printing process.

CARE INSTRUCTIONS

Machine wash cold, inside out with like colors Only non-chlorine bleach when needed Tumble dry medium, medium/hot iron Do not iron decoration

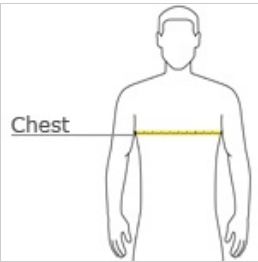


front



back

HOW TO MEASURE




CHEST WIDTH
Measure under the arm and around the fullest part of the chest with arms down, keeping tape horizontal.


SIZE CHART

	LT	XLT	2XLT	3XLT	4XLT
Chest	41-43	44-46	47-49	50-53	54-57


COLOR INFORMATION




Ash
PMS COOL GRAY 3C




Athletic Heather
PMS COOL GRAY 7C




Athletic Maroon
PMS 209C




Charcoal
PMS COOL GRAY 11C




Dark Green
PMS 560C




Jet Black
PMS BLACK C




Navy
PMS 2380C




Red
PMS 200C




Royal
PMS 2133C



Safety Green
PMS NO MATCH



Safety Orange
PMS 021 C



White
PMS WHITE