

Port & Co[™] Core Fleece Sweatpant with Pockets.
PC78P



Cozy sweats in our core weight.

- 7.8-ounce, 50/50 cotton/poly fleece
- Air jet yarn for softness
- Elastic waistband with draw cord
- Open bottom cuffs

CARE INSTRUCTIONS

Machine wash cold, inside out with like colors. Only non-chlorine bleach, when needed. Tumble dry low. Do not iron.

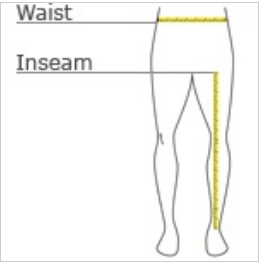


front



back

HOW TO MEASURE



WAIST
Measure around the smallest part of the natural waist.


INSEAM
Measure a similar style pant that fits well and is the desired length. Measure from the crotch seam to the hem.

SIZE CHART


| | S | M | L | XL | 2XL | 3XL | 4XL |
|--------|-------|-------|-------|-------|--------|-------|--------|
| Waist | 29-31 | 32-34 | 35-37 | 38-40 | 41-43 | 44-47 | 48-51 |
| Inseam | 31 | 32 | 32 | 33 | 33 1/2 | 34 | 34 1/2 |

COLOR INFORMATION


Please note: PMS code information is shown only when an exact match is available.




Ash
PMS COOL GRAY
3C




Athletic Heather
PMS COOL GRAY
7C




Charcoal
PMS COOL GRAY
11C




Jet Black
PMS BLACK C




Navy
PMS 2380C



Red
PMS 200C



Royal
PMS 2133C



White