

Essential Fleece Crewneck Sweatshirt. PC90



Nothing is better for relaxing than our 9-ounce favorite at a budget-friendly price.

- 9-ounce, 50/50 cotton/poly fleece
- Air jet yarn for softness
- Removable tag for comfort and relabeling

CARE INSTRUCTIONS

Machine wash cold, inside out, with like colors. Only non-chlorine bleach when needed. Tumble dry medium. Medium-hot iron. Do not iron decoration.



front



back

HOW TO MEASURE



















CHEST WIDTH

Measure under the arm and around the fullest part of the chest with arms down, keeping tape horizontal.

SIZE CHART

	S	M	L	XL	2XL	3XL	4XL
Chest	35-37	38-40	41-43	44-46	47-49	50-53	54-57

COLOR INFORMATION

										
Ash PMS COOL GRAY 3C	Athletic Heather PMS COOL GRAY 7C	Cardinal PMS 7638C	Charcoal PMS COOL GRAY 11C	Dark Green PMS 560C	Jet Black PMS BLACK C	Kelly PMS 340C	Maroon PMS 490C	Navy PMS 2380C	Orange PMS 172C	Purple PMS 7672C
										
Red PMS 200C	Royal PMS 2133C	Safety Green PMS NO MATCH	Safety Orange PMS 021 C	White PMS WHITE						