

Port Authority® Long Sleeve Carefree Poplin
Shirt. W100



Lightweight and breathable, our cotton-rich shirts keep their professional edge thanks to a stain-release finish, which releases stains during washing. Budget-friendly and durable, these virtually carefree shirts feature an Easy Care blend and finish. They also color-coordinate with our Core Classic Pique Polos for seamless uniforming.

- 3.3-ounce, 55/45 cotton/poly
- Easy Care
- Stain release
- Breathable
- Dyed-to-match buttons
- Button-down collar
- Back box pleat
- Left chest pocket
- Rounded adjustable cuffs

CARE INSTRUCTIONS

Machine wash cold with like colors. Only non-chlorine bleach if needed. Tumble dry low. Warm iron if needed.

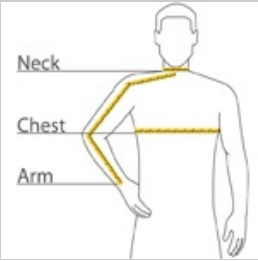


front



back

HOW TO MEASURE



CHEST WIDTH
Measure under the arm and around the fullest part of the chest with arms down, keeping tape horizontal.

NECK
Measure around the fullest part of the neck at the base.


ARM
Place hand on hip. Start at the center of the back of the neck and measure across the shoulder, to the elbow, and then down to the wrist.

SIZE CHART


| | XS | S | M | L | XL | 2XL | 3XL | 4XL |
|-------|-----------|-----------|-----------|-----------|-----------|-----------|-----------|-----------|
| Chest | 32-34 | 35-37 | 38-40 | 41-43 | 44-46 | 47-49 | 50-53 | 54-57 |
| Neck | 14 1/2-15 | 15-15 1/2 | 15 1/2-16 | 16-16 1/2 | 16 1/2-17 | 17-17 1/2 | 17 1/2-18 | 18-18 1/2 |
| Arm | 30 1/2 | 32 | 34 | 35 | 36 1/2 | 37 1/2 | 38 1/2 | 39 1/2 |

COLOR INFORMATION


Please note: PMS color information is shown only when an exact match is available.




Burgundy
PMS 7428C




Carolina Blue
PMS 2142C




Deep Black
PMS BLACK C




Deep Forest Green
PMS 5605C




Graphite
PMS 7540C




Gusty Grey
PMS COOL GRAY
8C




Rich Red
PMS 207C



River Blue Navy
PMS 533C



True Royal
PMS 7687C



White