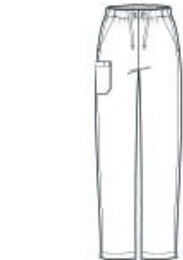




- 65/35 poly/cotton
- Mechanical stretch
- Full draw string and elastic waistband
- Front slash pockets
- Right side cargo pocket w ith pen slot
- Straight leg
- 31-inch inseam
- Wink heat transfer logo at cargo pocket
- Classic fit

CARE INSTRUCTIONS

Machine Wash Cold With Like Colors. Gentle Cycle. Use Only Non-Chlorine Bleach When Needed. Tumble Dry Low. Remove Promptly From Dryer. Cool Iron When Needed.

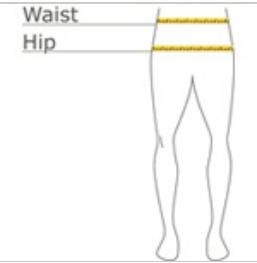


front



back

HOW TO MEASURE



**WAIST**  
Measure around the smallest part of the natural waist.


**HIPS**  
With feet together, measure around the fullest part of hips, keep tape horizontal.

SIZE CHART


	2XS	XS	S	M	L	XL	2XL	3XL	4XL	5XL
Size	0	2-4	6-8	10-12	14-16	18-20	22-24	26-28	30-32	34-36
Waist	22-23	24-25	26-27	28-30	31-34	35-38	39-42	43-46	47-50	51-54
Hip	32-33	33-34	34-35	36-38	39-42	43-46	47-50	53-56	59-62	63-66

COLOR INFORMATION


Please note: PMS code information is shown only when an exact match is available.




Black  
PMS PROCESS  
BLACK C




Ceil Blue  
PMS 659C




Navy  
PMS 654C




Pewter  
PMS 432C




Royal  
PMS 2145C



Teal Blue  
PMS 320C



White



Wine  
PMS 222C