



# Wink® Women's Tall WorkFlex Cargo Pant WW4550T



- 65/35 poly/cotton
- Mechanical stretch
- Full draw string and elastic waistband
- Front slash pockets
- Right side cargo pocket w ith pen slot
- Straight leg
- 33-inch inseam
- Wink heat transfer logo at cargo pocket
- Classic fit

### CARE INSTRUCTIONS

Machine Wash Cold With Like Colors. Gentle Cycle. Use Only Non-Chlorine Bleach When Needed. Tumble Dry Low. Remove Promptly From Dryer. Cool Iron When Needed.

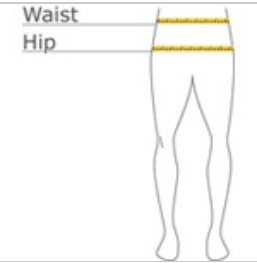


front



back

### HOW TO MEASURE




**WAIST**  
Measure around the smallest part of the natural waist.

**HIPS**  
With feet together, measure around the fullest part of hips, keep tape horizontal.


### SIZE CHART

	XST	ST	MT	LT	XLT	2XLT
Size	2-4	6-8	10-12	14-16	18-20	22-24
Waist	22-23	24-25	26-27	28-30	31-34	35-38
Hip	33-34	34-35	36-38	39-42	43-46	47-50


### COLOR INFORMATION




Black  
PMS PROCESS  
BLACK C




Ceil Blue  
PMS 659C




Navy  
PMS 654C




Pewter  
PMS 432C




Royal  
PMS 2145C



Teal Blue  
PMS 320C



White



Wine  
PMS 222C