



Hanes® Essential-T 100% Cotton Long Sleeve T-Shirt 5286



- 5-ounce, 100% cotton
- 99/1 cotton/poly (Ash)
- Tear-away label
- Set-in 1x1 rib crew neck
- Self-fabric neck tape for comfort
- Quarter-turned body
- Classic fit

CARE INSTRUCTIONS

Turn Inside Out. Machine Wash Cold. Dark Colors Separately.
Only Non-Chlorine Bleach When Needed. Tumble Dry Low.
Cool Iron If Needed Exclusive Of Decoration



front



back

HOW TO MEASURE










CHEST WIDTH
Measure under the arm and around the fullest part of the chest
with arms down, keeping tape horizontal.

SIZE CHART

	S	M	L	XL	2XL	3XL
Chest	34-36	38-40	42-44	46-48	50-52	54-56

COLOR INFORMATION

						
Ash PMS COOL GRAY 7C	Athletic Red PMS 186C	Black PMS BLACK 6C	Charcoal Heather PMS NO MATCH	Deep Royal PMS 6621C	Navy	White PMS NO MATCH

*Not all sizes are available in every color.