



# New Era® Snapback Contrast Front Mesh Cap. NE204



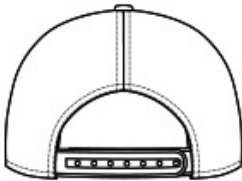
You'll look cool--and stay cool--in this adjustable cap with mesh panels for ventilation and a contrast front.

- Fabric 100% cotton in front two panels; 100% polyester Spacer Mesh in mid and back panels
- Structure Structured
- Profile Mid
- Closure 7-position adjustable snap
- 9FORTY FIT: Features a collegiate look with an adjustable closure, a contoured crown and precurved visor. Structured for stability with a classic cap shape.

*New Era products may not be resold without embellishment.*



front



back

## HOW TO MEASURE







HATS

Measure the circumference around the head, above the eyebrow and at the widest part of the head. Divide number by 3.14 for hat size.

## SIZE CHART

	OSFA
Hat Size	7- 7 5/8
Head Size	22-23 7/8

## COLOR INFORMATION

					
Black/ Black PMS BLACK C	Charcoal/ Black PMS NO MATCH	Deep Navy/ Deep Navy PMS 7547C	White/ Royal PMS 2757C	White/ Scarlet Red PMS 187C	White/ White