





- 8-ounce, 50/50 cotton/poly
- Double-needle stitching at waistband and cuffs
- Double-lined hood with dyed-to-match drawcord
- 1x1 rib knit cuffs and waistband with spandex
- Front pouch pocket

Due to the nature of 50/50 cotton/poly neon fabrics, special care must be taken throughout the printing process.

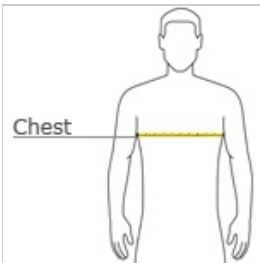


front



back

HOW TO MEASURE



CHEST

With arms down at sides, measure around the upper body, under arms and over the fullest part of the chest.

SIZE CHART

	S	M	L	XL	2XL	3XL	4XL	5XL
Chest	34-36	38-40	42-44	46-48	50-52	54-56	58-60	62-64

COLOR INFORMATION

Antique Cherry Red PMS 7427 C	Antique Sapphire PMS 7706 C	Ash PMS COOL GREY 3 C	Black PMS 426 C	Cardinal Red PMS 202 C	Carolina Blue PMS 659 C	Charcoal PMS COOL GREY 10 C	Cherry Red PMS 187 C	Dark Chocolate PMS BLACK 5 C	Dark Heather PMS 446 C	Forest PMS 5535 C
Garnet	Gold PMS 1235 C	Heliconia PMS 213 C	Indigo Blue PMS 5405 C	Irish Green PMS 340 C	Kiwi PMS 5777 C	Light Blue PMS 536 C	Light Pink PMS 685 C	Maroon PMS 7644 C	Military Green PMS 417 C	Navy PMS 533 C
Orange PMS 1665 C	Purple PMS 7665 C	Red PMS 7620 C	Royal PMS 7686 C	S. Orange	Safety Green	Safety Pink	Sand PMS 7528 C	Sport Grey PMS COOL GREY 7 C	White PMS WHITE	

*Not all sizes are available in every color.