



Heavy Blend™ Full-Zip Hooded Sweatshirt. 18600



- 8-ounce, 50/50 cotton/poly
- Double-needle stitching at waistband and cuffs
- Unlined hood with dyed-to-match drawcord
- YKK metal zipper
- 1x1 rib knit cuffs and waistband with spandex
- Front pouch pockets

Due to the nature of 50/50 cotton/poly neon fabrics, special care must be taken throughout the printing process.

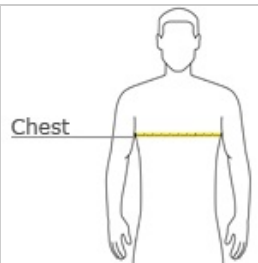


front



back

HOW TO MEASURE






















CHEST WIDTH

Measure under the arm and around the fullest part of the chest with arms down, keeping tape horizontal.

SIZE CHART

	S	M	L	XL	2XL	3XL	4XL	5XL
Chest	34-36	38-40	42-44	46-48	50-52	54-56	58-60	62-64

COLOR INFORMATION

										
Ash Grey PMS COOL GREY 3 C	Black PMS 426C	Cardinal PMS 1955C	Carolina Blue PMS 659C	Dark Chocolate PMS 412C	Dark Heather Grey PMS 446C	Forest Green PMS 5535C	Graphite Heather	Irish Green PMS 2252C	Light Pink PMS 684C	Maroon PMS 7644C
										
Navy PMS 533C	Purple PMS 2112C	Red PMS 199C	Royal PMS 7686C	S. Orange	Safety Green PMS 382C	Sports Grey PMS COOL GREY 7 C	White			

*Not all sizes are available in every color.