



Our popular Silk Touch™ polo—enhanced with a left chest pocket.

- 5-ounce, 65/35 poly/cotton
- Flat knit collar and cuffs
- Metal buttons with dyed-to-match plastic rims
- Double-needle armhole seams and hem
- Side vents

CARE INSTRUCTIONS

Machine wash cold with like colors. Do not bleach. Tumble dry low. Warm iron if necessary.



front



back

HOW TO MEASURE















CHEST

With arms down at sides, measure around the upper body, under arms and over the fullest part of the chest.

SIZE CHART

	XS	S	M	L	XL	2XL	3XL	4XL	5XL	6XL
Chest	32-34	35-37	38-40	41-43	44-46	47-49	50-53	54-57	58-60	61-63

COLOR INFORMATION

										
Black PMS 426 C	Burgundy PMS 505 C	Coffee Bean PMS 497 C	Cool Grey PMS 7539 C	Dark Green PMS 5467 C	Navy PMS 533 C	Orange PMS 158 C	Red PMS 207 C	Royal PMS 654 C	Stone PMS 452 C	Ultramarine Blue PMS 7682 C
										
White PMS WHITE										