

Ladies Essential Tee. LPC61



A year-round essential, our best-selling t-shirt has been voted "most popular" by groups, teams, clubs and schools across America.

- 6.1-ounce, 100% soft spun cotton
- 98/2 cotton/poly (Ash)
- 90/10 cotton/poly (Athletic Heather)
- Shorter cut through the body and sleeves for a more feminine fit

CARE INSTRUCTIONS

Machine wash cold, inside out with like colors. Only non-chlorine bleach when needed. Tumble dry medium. Do not iron.



front



back

HOW TO MEASURE

















BUST

Measure under the arm and around the fullest part of the bust with arms down, keeping tape horizontal.

SIZE CHART

| | XS | S | M | L | XL | XXL | 3XL | 4XL |
|------|-------|-------|-------|-------|-------|-------|-------|-------|
| Size | 2 | 4/6 | 8/10 | 12/14 | 16/18 | 20/22 | 24/26 | 28/30 |
| Bust | 32-34 | 35-36 | 37-38 | 39-41 | 42-44 | 45-47 | 48-51 | 52-55 |

COLOR INFORMATION

| | | | | | | | | | | |
|--|---|---|---|---|---|---|--|---|---|---|
|  |  |  |  |  |  |  |  |  |  |  |
| Aquatic Blue PMS 2389C | Athletic Heather PMS COOL GRAY 7C | Athletic Maroon PMS 209C | Candy Pink PMS 189C | Charcoal PMS COOL GRAY 11C | Jet Black PMS BLACK C | Kelly PMS 340C | Lavender PMS 2071C | Natural PMS 9185C | Navy PMS 2380C | Purple PMS 7672C |
|  |  |  | | | | | | | | |
| Red PMS 200C | Royal PMS 2133C | White | | | | | | | | |