



- 7.4-ounce, 80/20 cotton/poly
- 100% cotton face
- Front pouch pocket
- 1x1 rib knit cuffs and hem
- Twill back neck tape
- Stitched eyelets
- Jersey-lined hood
- Natural flat draw cord
- Locker patch for printable label
- Side seamed
- Tear-away label

CARE INSTRUCTIONS

Machine wash cold. Only non-chlorine bleach when needed.
Tumble dry low. Do not iron decoration.



front



back

HOW TO MEASURE



CHEST WIDTH




















Measure under the arm and around the fullest part of the chest with arms down, keeping tape horizontal.

SIZE CHART

	XS	S	M	L	XL	2XL	3XL
Chest	33-35	35-38	38-41	43-44	45-48	48-52	53 1/2-56

COLOR INFORMATION

Please note: PMS code information is shown only when an exact match is available.

										
Antique Denim PMS 432C	Black PMS 412 C	Black On Black PMS 426C	Desert Pink PMS 2444 C	Forest Green PMS 4168 C	Galaxy Purple PMS 4144C	Graphite Black PMS 4287 C	Heavy Metal PMS 445 C	Lead/ Light Gray PMS 423C	Maroon PMS 504 C	Mauve PMS 4039 C
										
Midnight Navy PMS 2380C	Military Green PMS 4227 C	Natural PMS 7527 C	Oxblood PMS BLACK 5C	Red PMS 711 C	Royal PMS 7686 C	Shitake PMS WARM GRAY 8C	White			