



Nothing beats this traditional t-shirt in comfort, versatility and casual style.

- 6.1-ounce, 100% soft spun cotton
- 98/2 cotton/poly (Ash)
- 90/10 cotton/poly (Athletic Heather)
- Left chest pocket

CARE INSTRUCTIONS

Machine wash cold, inside out, with like colors. Only non-chlorine bleach when needed. Tumble dry medium. Medium-hot iron. Do not iron decoration.



front



back

HOW TO MEASURE



















CHEST WIDTH

Measure under the arm and around the fullest part of the chest with arms down, keeping tape horizontal.

SIZE CHART

	LT	XLT	2XLT	3XLT	4XLT
Chest	41-43	44-46	47-49	50-53	54-57

COLOR INFORMATION

 Ash PMS COOL GRAY 3C	 Athletic Heather PMS COOL GRAY 7C	 Athletic Maroon PMS 209C	 Charcoal PMS COOL GRAY 11C	 Dark Green PMS 560C	 Deep Navy PMS 532C	 Jet Black PMS NTR BLACK C	 Light Blue PMS 278C	 Lime PMS 367C	 Natural PMS 9185C	 Navy PMS 2380C
 Orange PMS 172C	 Red PMS 200C	 Royal PMS 2133C	 Sand PMS 2312C	 White						