



You'll be the biggest fan of this smooth-faced fleece.

- 8.5-ounce, 80/20 ring spun cotton/poly
- 75/25 ring spun cotton/poly (Athletic Heather)
- 50/50 ring spun cotton/poly (Dark Heather Grey)
- 100% ring spun cotton face (except Athletic Heather and Dark Heather Grey)
- Removable tag for comfort and relabeling
- Locker patch
- Twill-taped neck
- Ideal for direct to garment (DTG) printing

CARE INSTRUCTIONS

Machine wash cold. Inside out with like colors. Only non-chlorine bleach when needed. Tumble dry low. Do not iron.



front



back

HOW TO MEASURE













CHEST WIDTH

Measure under the arm and around the fullest part of the chest with arms down, keeping tape horizontal.

SIZE CHART

	XS	S	M	L	XL	2XL	3XL	4XL
Chest	32-34	35-37	38-40	41-43	44-46	47-49	50-53	54-57

COLOR INFORMATION

									
Athletic Heather PMS COOL GRAY 7C	Bright Red PMS 186C	Charcoal PMS COOL GRAY 11C	Dark Heather Grey PMS 7540C	Forest Green PMS 7736C	Jet Black PMS BLACK C	Team Cardinal PMS 201C	Team Navy PMS 2766C	True Royal PMS 7687C	White