



A wrinkle-resistant, Easy Care camp shirt crafted from soft peached twill, this retro style is a tribute to the debut of cool.

- 4.5-ounce, 55/45 cotton/poly
- Camp style collar
- Dyed-to-match buttons
- Side vents
- Open hem

CARE INSTRUCTIONS

Machine wash warm with like colors. Only non-chlorine bleach when needed. Tumble dry low. Warm iron if necessary.

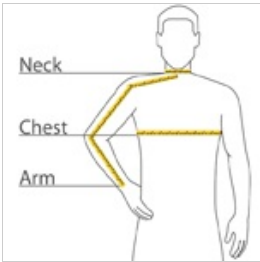


front



back

HOW TO MEASURE



CHEST WIDTH

Measure under the arm and around the fullest part of the chest with arms down, keeping tape horizontal.

NECK

Measure around the fullest part of the neck at the base.






ARM

Place hand on hip. Start at the center of the back of the neck and measure across the shoulder, to the elbow, and then down to the wrist.

SIZE CHART

	XS	S	M	L	XL	2XL	3XL	4XL
Chest	32-34	35-37	38-40	41-43	44-46	47-49	50-53	54-57
Neck	14 1/2 - 15	15 - 15 1/2	15 1/2 - 16	16 - 16 1/2	16 1/2 - 17	17 - 17 1/2	17 1/2 - 18	18 - 18 1/2
Arm	30 1/2	32	34	35	36 1/2	37 1/2	38 1/2	39 1/2

COLOR INFORMATION

				
Black/Burgundy PMS 2428C	Black/Light Stone PMS NTR BLACK C	Black/Red PMS 187C	Black/Royal PMS 3597C	Black/Steel Grey PMS NTR BLACK C