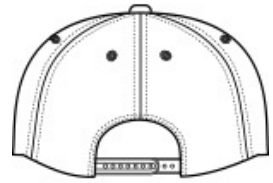




Fabric: 100% polyester jersey with sandwich bill Structure:
Structured Profile: Mid Features: Moisture-wicking Closure: 7-
position adjustable snapback



front



back

HOW TO MEASURE






HATS

Measure the circumference around the head, above the eyebrow and at the widest part of the head. Divide number by 3.14 for hat size.

SIZE CHART

	OSFA
Hat Size	6 5/8- 8
Head Size	20 7/8- 25 1/8

COLOR INFORMATION

				
Graphite Heather/ Black PMS COOL GRAY 11C	True Navy Heather/ True Royal PMS 7455C	Heather/ True Royal PMS 533C	Vintage Heather/ True Red PMS 200C	Vintage Heather/ Vintage Heather PMS COOL GRAY 9C