

Port Authority® Tall Silk Touch™ Long Sleeve Polo. TLK500LS



A favorite for years, our Silk Touch™ polo is soft, supple and easy to care for. The silky smooth pique knit resists wrinkles while the classic long sleeve style looks great on everyone.

- 5-ounce, 65/35 poly/cotton pique
- Flat knit collar and cuffs
- Double-needle armhole seams and hem
- 3-button placket
- Metal buttons with dyed-to-match plastic rims
- Side vents

CARE INSTRUCTIONS

Machine Wash Cold With Like Colors. Do Not Bleach. Tumble Dry Low. Cool Iron, If Necessary.



front



back

HOW TO MEASURE








CHEST WIDTH

Measure under the arm and around the fullest part of the chest with arms down, keeping tape horizontal.

SIZE CHART

	LT	XLT	2XLT	3XLT	4XLT
Chest	41-43	44-46	47-49	50-53	54-57

COLOR INFORMATION

				
Black PMS NTR BLACK C	Cool Grey PMS 7539C	Navy PMS 533C	Red PMS 187C	Royal PMS 3597C